


Arina Damian



# LIMBA ENGLEZĂ

pentru clasa a **II** - a

● vocabular

● transcriere fonetică

● exerciții

● jocuri

● poezii

● cântece



NAME: .....

AGE: .....

SCHOOL: .....



editura ELICART

## Table of Contents

No	Topic	Vocabulary	Structures	Page
1	<b>Hello!</b>	Boy, girl, man, woman, morning, noon, evening, night	Hello! Good morning! Good afternoon! Good evening! Good night! Goodbye!	5
2	<b>The English Alphabet</b>	Apple, ball, cat, doll, elephant, flower, girl, hat, ice cream, jellyfish, kite, lion, monkey, nut, orange, parrot, queen, rabbit, snake, train, umbrella, vase, window, xylophone, yo-yo, zebra	Spell the words. Spell your name!	7
3	<b>Numbers and Colours</b>	One, two, three, four, five, six, seven, eight, nine, ten, eleven, twelve, thirteen, fourteen, fifteen, sixteen, seventeen, eighteen, nineteen, twenty, thirty, forty, fifty, sixty, seventy, eighty, ninety, one hundred	How many... are there? There are... What colour is the...?	11
4	<b>I Love My Family</b>	Family, father, mother, sister, brother, grandmother, grandfather, tall, short, pretty, funny, old, young, long	I am. You are. He is. She is. It is. We are. You are. They are. This is my... Do you have a...?	15
5	<b>In the Classroom</b>	window, blackboard, door, floor, carpet, wall, teacher's desk	Clap your hands! Jump! Turn around! Shut the door! Shake your hands! Come here! Open the door! Go to your place!	17
6	<b>Revision (1)</b>			20
7	<b>Progress Test (1)</b>			23
8	<b>Outside the House</b>	tree, chimney, wall, roof, fence, grass	I have. You have. He has. She has. It has. We have. You have. They have.	25
9	<b>Inside the House</b>	living room, bedroom, kitchen, bathroom	Is this a...? Where is...?	28
10	<b>My Room</b>	bed, wardrobe, lamp, chair, table	In the bedroom there are:... The... is small/ large.	30
11	<b>Prepositions</b>	on, under, in front of, behind, next to, between	There is a...	32
12	<b>Revision (2)</b>			34
13	<b>Progress Test (2)</b>			39-40



14	<b>What Do We Eat and Drink?</b>	cook, bread, cheese, butter, jam, tea, eggs, milk, fruit juice, cake, to eat, to drink	Can I have a...? What's for breakfast? Do you like...? I like./ I don't like. Yes, I do./ No, I don't. To eat. To drink.	41-43
15	<b>At the Market</b>	apple, pear, plum, grapes, orange, lemon, banana, strawberry, carrot, tomato, potatoes, peas, cabbage, pepper, cucumber, mushrooms, round, sweet, sour	This is a... These are... I would like some... Here you are! Thank you! I like.../ I don't like...	44
16	<b>Seasons and Months of the Year</b>	spring, summer, autumn, winter, January, February, March, April, May, June, July, August, September, October, November, December, Christmas tree, spring flowers, falling leaves	It's warm. It's hot and sunny. It rains. It's chilly. It snows. It's cold.	48
17	<b>Revision (3)</b>			50
18	<b>Progress Test (3)</b>			52
19	<b>Poultry and Birds</b>	rooster, hen, duck, goose, turkey, parrot, owl, eagle, woodpecker, crow, peacock, penguin	This is a... / There are... Where does it live? It lives at the farm. / It lives in the forest.	54
20	<b>Forest Animals</b>	bear, wolf, fox, rabbit, stag, squirrel, frog, hedgehog, raccoon, skunk, bat, mole	Do you like? Yes, I do./ No, I don't.	57
21	<b>Zoo Animals</b>	lion, tiger, elephant, giraffe, hippo, zebra, crocodile, snake, seal, polar bear, monkey, camel	The ... is small / big. It lives in the savannah. / It lives in the jungle. / It lives at the North Pole.	59
22	<b>In the Ocean</b>	fish, dolphin, shark, whale, seahorse, starfish, jellyfish, shell, shrimp, crab, octopus, lobster	It lives in the sea/ ocean. How many...? To see the sea	61
23	<b>Tiny Creatures</b>	spider, ladybird, beetle, fly, mosquito, bee, ant, cricket, caterpillar, butterfly, dragonfly, grasshopper, muffin, leaf, Sunday, Monday, Tuesday, Wednesday, Thursday, Friday, Saturday, Sunday	There is... There are... <i>The Very Hungry Caterpillar,</i> by Eric Carle	64
24	<b>Revision (4)</b>			69
25	<b>Progress Test (4)</b>			71
26	<b>Special Days Christmas, Easter</b>	decoration, star, candles, Santa Claus, presents, lamb, egg, basket, Easter bunny, flower, priest	Merry Christmas! Happy New Year! Happy Easter!	73
27	<b>Final Revision</b>			77
28	<b>Final Test</b>			79

# 1

# Hello!


BUNĂ!

- 1.** Are you a boy or a girl?  
Connect the dots and  
colour the picture.  
*Ești băiat sau fată?*  
*Unește punctele și*  
*colorează imaginea.*




- 2.** Talk to your deskmate about yourself.  
*Vorbește cu colegul de bancă despre tine.*

- My name is \_\_\_\_\_ .
- I am a  boy /  girl.
- I am \_\_\_\_\_ years old.
- My English teacher is a:



bărbat



**MAN**  
[mæn]

femeie




**WOMAN**  
[ˈwʊmən]

3.

Look, listen and repeat after your teacher. Then match the greetings and the pictures. / Privește, ascultă și repetă după profesorul tău. Apoi, unește formele de salut cu imaginile.


dimineață

MORNING




prânz

NOON



seară

EVENING



noapte

NIGHT




GOOD  
EVENING!

GOOD  
MORNING!

GOOD  
NIGHT!

GOOD  
AFTERNOON!



HELLO!

GOODBYE!




4.

Play dialogues with your classmates. / Interpretează dialoguri cu colegii tăi.

5.

Find an English name or a symbol for you and make a card. Decorate it nicely. Găsește un nume englezesc sau un simbol pentru tine și realizează un cartonaș. Decorează-l cât mai frumos!




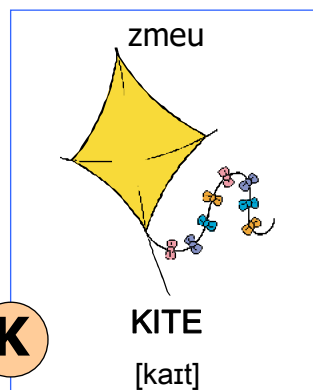


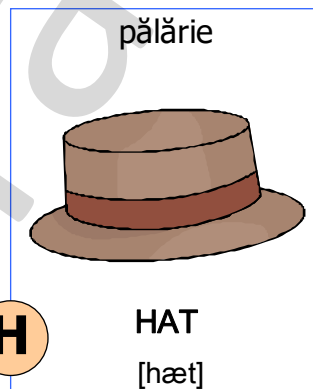





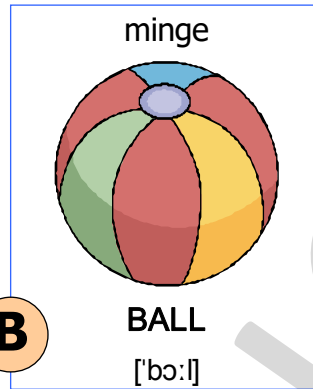

6

# 2

# The English Alphabet

## ALFABETUL LIMBII ENGLEZE

1. Listen and repeat. / Ascultă și repetă.



maimuță




**M**

**MONKEY**

[ˈmʌŋki]

nucă




**N**

**NUT**

[nʌt]

portocală



**O**

**ORANGE**

['ɒrɪndʒ]

papagal



**P**

**PARROT**

['pærət]

regină



**Q**

**QUEEN**

[kwi:n]

iepure



**R**

**RABBIT**

['ræbɪt]

șarpe




**S**

**SNAKE**

[sneɪk]

tren



**T**

**TRAIN**

[treɪn]

umbrelă

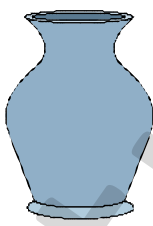


**U**

**UMBRELLA**

[ʌm'brelə]

vază




**V**

**VASE**

[vɑ:z]

fereastră




**W**

**WINDOW**

['wɪndəʊ]

xilofon




**X**

**XYLOPHONE**

['zaɪləfəʊn]

yoyo



**Y**

**YO-YO**

['jəʊ jəʊ]

zebră



**Z**

**ZEBRA**

['zebrə]








2.


Sing the alphabet song. / Cântă cântecul alfabetului.

SONG



Now I know my ABC,  
Next time won't you sing with me?


**TIP** → Listen and watch the video "ABC Song"  
(Nursery Rhymes).



3.

Spell the words. / Rostește cuvintele pe litere.

câine



DOG

[dɒg]


cal



HORSE

[hɔ:s]

porc



PIG

[pɪg]

școală



SCHOOL

[sku:l]

nas



NOSE

[nəʊz]

mașină



CAR

[kɑ:r]

băiat



BOY

[bɔɪ]

lup



WOLF

[wʊlf]

4.






Spell your name to your deskmate. Ask him to spell his. / Pronunță numele tău pe litere. Roagă-l pe colegul tău de bancă să-l pronunțe și el.



5. Read, match and write. / Citește, potrivește și scrie.

G
D
T
B
W

dog
car
boy
wolf
tiger








car

6. Write the missing letters. / Scrie literele care lipsesc.

	<b>B</b>				<b>F</b>	<b>G</b>			
<b>K</b>			<b>N</b>			<b>Q</b>		<b>S</b>	
	<b>U</b>					<b>Y</b>			

7. Circle the pupil's objects and label them. Spell the words. / Încercuiește obiectele școlarului și unește cu eticheta potrivită. Spune cuvintele pe litere.

pencil
book

pen
school bag

# 3

# Numbers and Colours

## NUMERE ȘI CULORI

1. Remember! / Adu-ți aminte!

1

ONE

[wʌn]

2

TWO

[tu:]

3

THREE

[θri:]

4

FOUR

[fɔ:r]

5

FIVE

[faɪv]

6

SIX

[sɪks]

7

SEVEN

['sevn]

8

EIGHT

[eɪt]

9

NINE

[naɪn]

10

TEN

[ten]

11

ELEVEN

[ɪˈlevn]

12

TWELVE

[twelw]



Now, keep counting.

Acum, continuă să numeri.

13

THIRTEEN

[θɜ:ˈti:n]

14

FOURTEEN

[fɔ:ˈti:n]

15

FIFTEEN

['fɪfti:n]

16

SIXTEEN

['sɪks:ti:n]

17

SEVENTEEN

['sevn'ti:n]

18

EIGHTEEN

[eɪ'ti:n]

19

NINETEEN

['naɪn'ti:n]

20

TWENTY

['twentɪ]

30

THIRTY

['θɜ:ti]

40

FORTY

['fɔ:ti]

50

FIFTY

['fɪftɪ]

60

SIXTY

['sɪks:ti]

70

SEVENTY

['sevntɪ]

80

EIGHTY

[eɪti]

90

NINETY

['naɪntɪ]

100

ONE HUNDRED

[wʌn 'hʌndrəd]

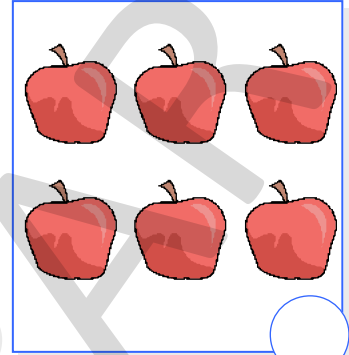

2.

Ask your deskmate how many objects are in the pictures. / Întreabă-l pe colegul de bancă câte obiecte sunt în imagini.

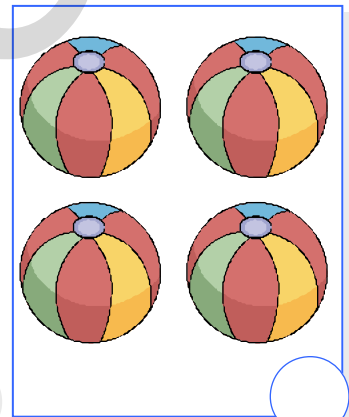

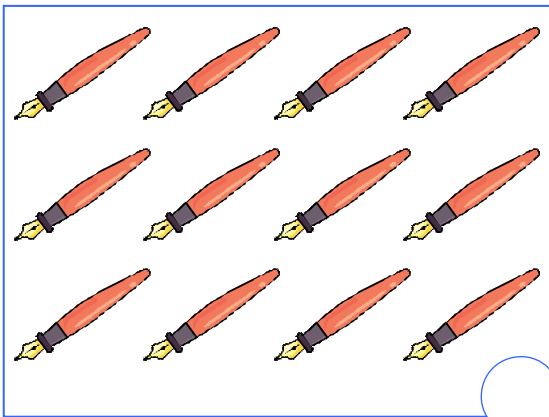


How many \_\_\_ are there?

There are:



Switch roles! / Inversează rolurile!




3.

One..., two... / Unu..., doi...



ONE girl



TWO girls




ONE car



TWO cars



ONE flower



TWO \_\_\_\_\_



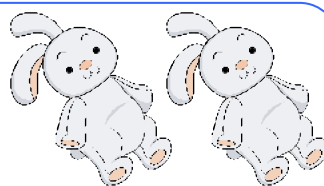
ONE orange



TWO \_\_\_\_\_




ONE rabbit



TWO \_\_\_\_\_



ONE cat



TWO \_\_\_\_\_

POEM


One, two, three, four,  
Mary's on the cottage door,  
Five, six, seven, eight,  
Eating cherries from a plate.

TIP → Listen and watch the video "One, two, three, four" (Nursery Rhymes).




Raise your fingers up in the air to show the numbers.

4. Circle the correct word for each picture. / Încercuiește cuvântul care se potrivește pentru fiecare imagine.




bananas

banana




ant

ants




boy

boys



apple


apples



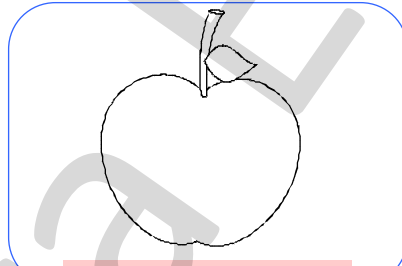
flower

flowers


5. Remember the colours! Read the sentences and colour the images. / Amintește-ți culorile! Citește propozițiile și colorează imaginile.



The bananas are *yellow*.




The apple is *red*.




The grapes are *purple*.




The grass is *green*.



The sky is *blue*.



The car is *orange*.



The ant is *black*.



The dog is *brown*.



The flower is *pink*.


6.

Read, count, draw what's missing and colour the images.


Citește, numără, desenează ce lipsește și colorează imaginile.

There are:

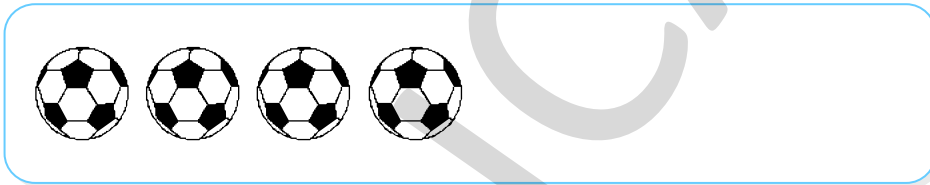
six orange carrots



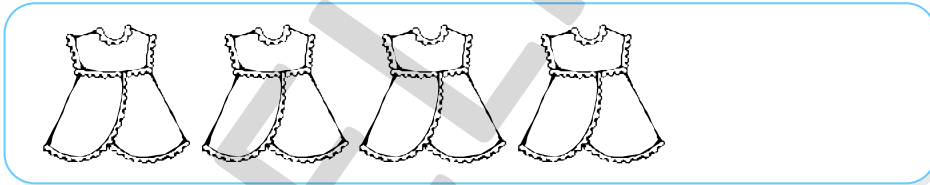
ten red apples



eight purple balls



five green dresses



7.

Pairwork. Colour the pictures below as you like, and then ask your deskmate.

Lucru în pereche. Colorează imaginile de mai jos cum dorești, apoi întreabă-ți colegul.

● What colour is the



?



● The pencil is \_\_\_\_\_.

● What colour is the



?



● The \_\_\_\_\_ is \_\_\_\_\_.

● What colour is the



?



● The \_\_\_\_\_.

● What colour is the




?



● \_\_\_\_\_.

8.

Count the cars of the train. Write the number of each car. / Numără vagoanele trenului. Scrie numărul fiecărui vagon.




# 4

# I Love My Family!


ÎMI IUBESC FAMILIA!




*I am Mary.*




This is my family.




This is my father.  
He is tall.



This is my mother.  
She is short.




This is my sister.  
She is pretty.



This is my brother.  
He is funny.



This is my grandmother.  
She is old.



This is my grandfather.  
He is old, too.

**1.** Learn! *Reține!*

I am.  
You are.  
He is.  
She is.  
It is.




We are.  
You are.  
They are.

**2.**

Fill in with: *He, She, It or They.*

Completează spațiile cu: el, ea sau ei/ele.

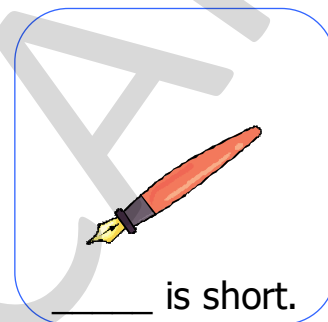






\_\_\_\_\_ is short.



\_\_\_\_\_ is funny.





**3. Choose the correct answer. / Alege răspunsul corect.**



**4. Show your classmates a picture of your family and introduce them.**

Arată-le colegilor o poză cu familia ta și prezintă-o.

**5. Ask your deskmate the following questions! Let him tick the answer.**

Pune-i următoarele întrebări colegului de bancă. Lasă-l pe el să bifeze răspunsul.



Do you have a **brother**?

Yes, I do.  
 No, I don't.

Do you have a **sister**?

Yes, I do.  
 No, I don't.

Do you have a **teddy bear**?

Yes, I do.  
 No, I don't.

Do you have a **car**?

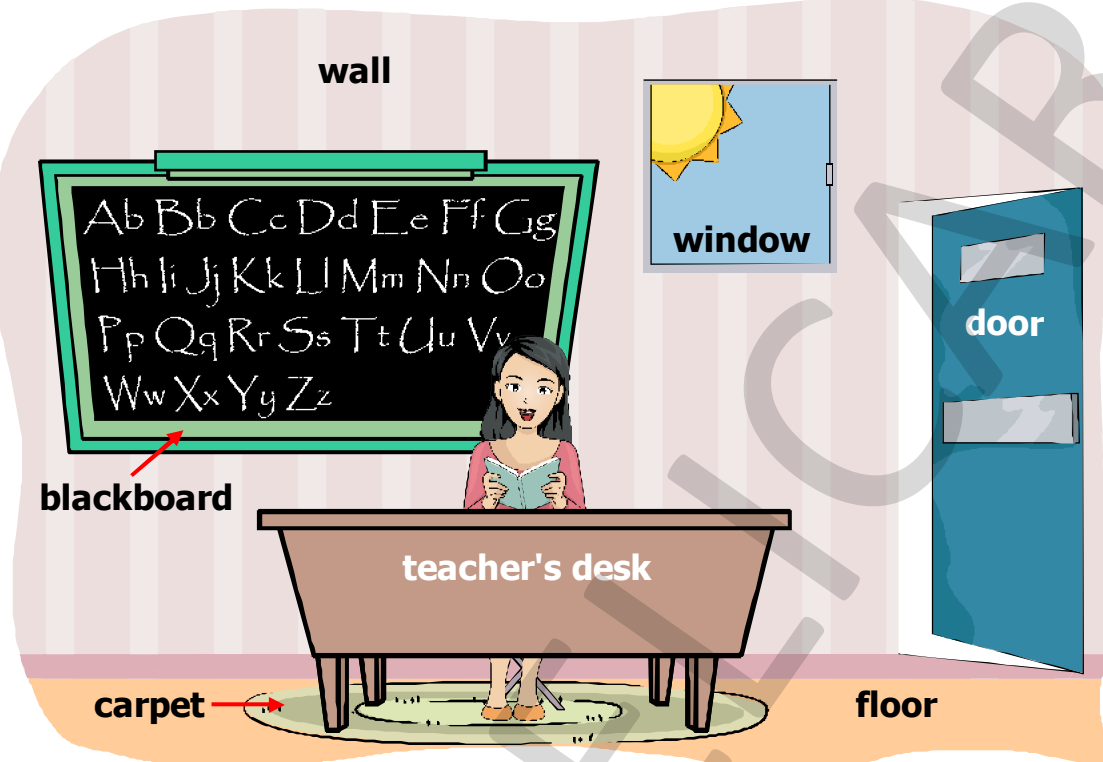
Yes, I do.  
 No, I don't.



# 5

# In the Classroom

ÎN SALA DE CLASĂ



fereastră

WINDOW

[ˈwɪndəʊ]

tavan

CEILING

['si:lɪŋ]

perete

WALL

[wɔ:l]

podea

FLOOR

[flɔ:r]

covor

CARPET

['kɑ:pɪt]

catedră

TEACHER'S DESK

['ti:tʃəz desk]


Read the poem and act according to the indications.

ACTI ON POEM

Point to the ceiling,  
Point to the floor,  
Point to the window,  
Point to the door.

Clap your hands together,  
One, two, three,  
Put your hands  
Upon your knee.





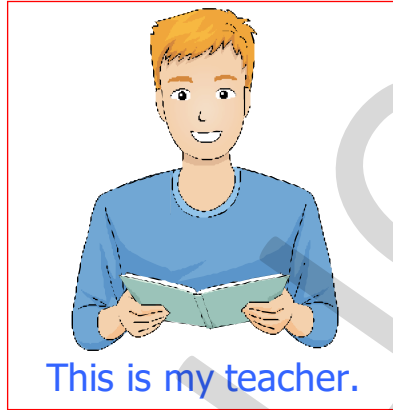
Act! / Execută!

- Clap your hands!
- Jump!
- Turn around!
- Shut the door!
- Shake your hands!
- Come here!
- Open the door!
- Go to your place!

**1.** Look at the pictures and repeat after your teacher. / Privește imaginile și repetă după profesorul tău.



This is a classroom.

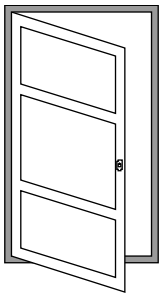


This is my teacher.



This is a pupil.

**2.** Colour the images and fill in the sentences. / Colorează imaginile și completează propozițiile.




This is a \_\_\_\_\_ door.

It is \_\_\_\_\_ *green* \_\_\_\_\_.



\_\_\_\_\_ teacher's desk.


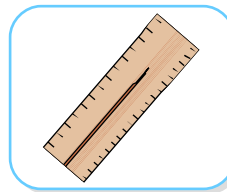
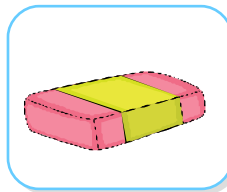
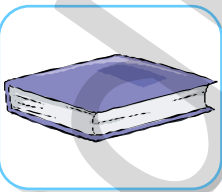
It is \_\_\_\_\_.



\_\_\_\_\_ notebook.

It is \_\_\_\_\_.

**3.** Match the words with the pictures. / Unește cuvintele cu imaginile potrivite.



PEN

RUBBER

BOOK

SCHOOL BAG

RULER

4.

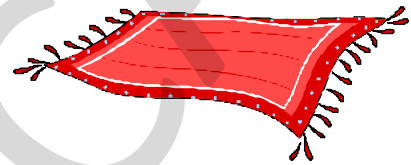
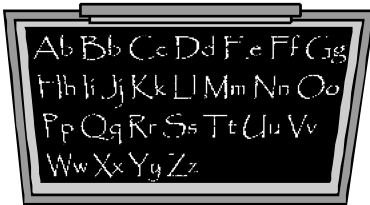

Work in pairs. Ask your deskmate "What is this?" showing him a picture below. /  
Lucrează în perechi. Întreabă-ți colegul de bancă „Ce este aceasta?”, arătându-i una  
dintre imaginile de mai jos.



What is this?  
What colour is it?



It's a book.  
It is blue.



5.

Learn!  
Reține!



Is this a pencil?  
Yes, it is.



Is this a pencil?  
No, it isn't. It's a pen.



6.

Choose the correct answer. / Alege răspunsul corect.

Is this a teacher?



Yes, it is.

No, it isn't.

Is this a carpet?



Yes, it is.

No, it isn't.

Is this a window?



Yes, it is.

No, it isn't.

Is this a floor?



Yes, it is.

No, it isn't.

POEM

Mind the clock  
And keep the rule:  
Try to come in time  
To school!



# 6

## Revision (1)

### RECAPITULARE (1)



1. Match the lines. / Unește ce se potrivește.

• Good morning, children!

• What's your name?

• How old are you?

• What are you?

• What is this?

• Is this a classroom?

• My name is Sue.

• Good morning, teacher!

• I am a girl.

• I am eight years old.

• Yes, it is.

• It's a school bag.

2. Play the dialogues above with your deskmate. / Interpretează cu colegul de bancă dialogurile de mai sus.

3. Write the words in the correct box. / Scrie cuvintele în caseta corespunzătoare.

• FAMILY

---

---

---

---



• NUMBERS

---

---

---

---

• CLASSROOM

---

---

---

---

six, desk, mother,  
brown, brother,  
eight, eleven, sister,  
pencil, orange,  
purple, school bag

• COLOURS

---

---

---

---

4.

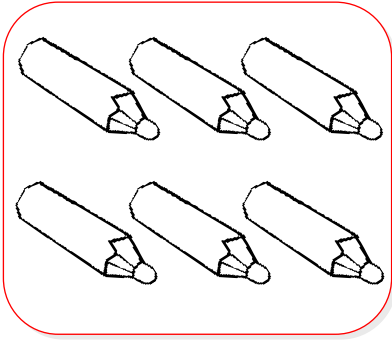
Look at the pictures and ask your deskmate.

Privește imaginile și pune-i întrebări colegului de bancă.


— How many pupils are there?



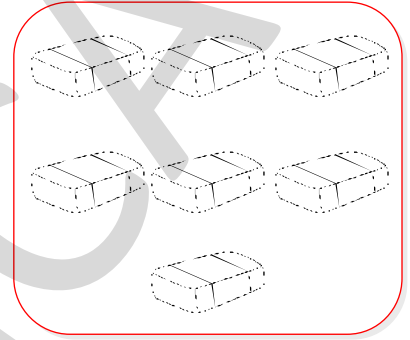
— There are three pupils.



Blue



Green




Yellow

- Then, colour the objects according to the indications and make sentences. ("The pencils are blue.") / Apoi, colorează obiectele conform indicațiilor și alcătuiește propoziții.


5.

Circle the correct picture. / Încercuiește imaginea corectă.

• This is my sister.



• This is my mother.




• This is my grandfather.




• He is old.



• He is funny.



• She is young.



6. Write the correct answer. / Scrie răspunsul corect.


Is this an apple?



Is this a doll?




Is this a monkey?



Is this a ball?



Is this an elephant?



Is this an umbrella?



7. Unscramble the words. Match the words with the pictures and then spell them. /  
Aranjează literele. Unește cuvintele cu imaginile și apoi citește cuvintele pe litere.



ONIL

UTNS

NIART

TAC

LION



8. ONE... , TWO... / UNU..., DOI...

• ONE snake, TWO \_\_\_\_\_ .

• ONE monkey, TWO \_\_\_\_\_ .

• ONE ruler, TWO \_\_\_\_\_ .

• ONE teacher, TWO \_\_\_\_\_ .

9. Put the words in the correct order to make sentences.

Aranjează cuvintele în ordinea corectă pentru a forma propoziții.

• my, This, mother, is.

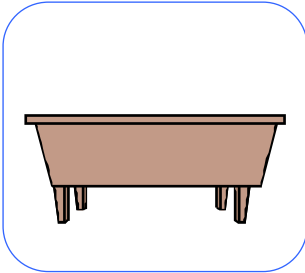
• are, pupils, ten, There.

# 7



# Progress Test (1)

## EVALUARE FORMATIVĂ (1)


1. Make sentences. / Alcătuieste propoziții.



This is a desk.



2. Label the family members. / Scrie pe etichete denumirea membrilor familiei.

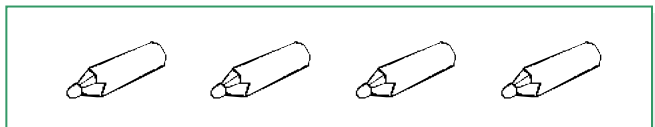


3. Read, count, write and colour. / Citește, numără, scrie și colorează.

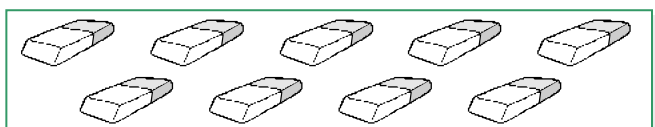
• There are \_\_\_\_ orange balls.



• There are \_\_\_\_ red pencils.






• There are \_\_\_\_ green rubbers.



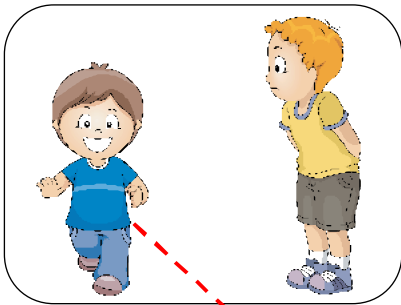




4. Choose the correct answer. / Alege răspunsul corect.

	Answer	Yes, it is.	No, it isn't.
	Is this a classroom?	×	
	Is this a rubber?		
	Is this an umbrella?		

5. Match each person with an attribute.  
Unește fiecare persoană cu însușirea potrivită.



tall

short

young

old

funny

pretty

6. Listen to your teacher and write the number in the correct case.  
Ascultă indicațiile profesorului și scrie numărul în caseta potrivită.



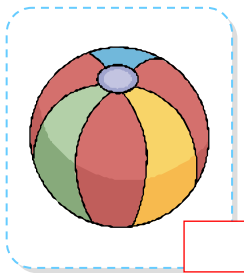


● There are four cars.

● There are three girls.

● There are six boys.

● There is one man.

● There are ten balls.



➡ RATE YOUR WORK!

FB



B



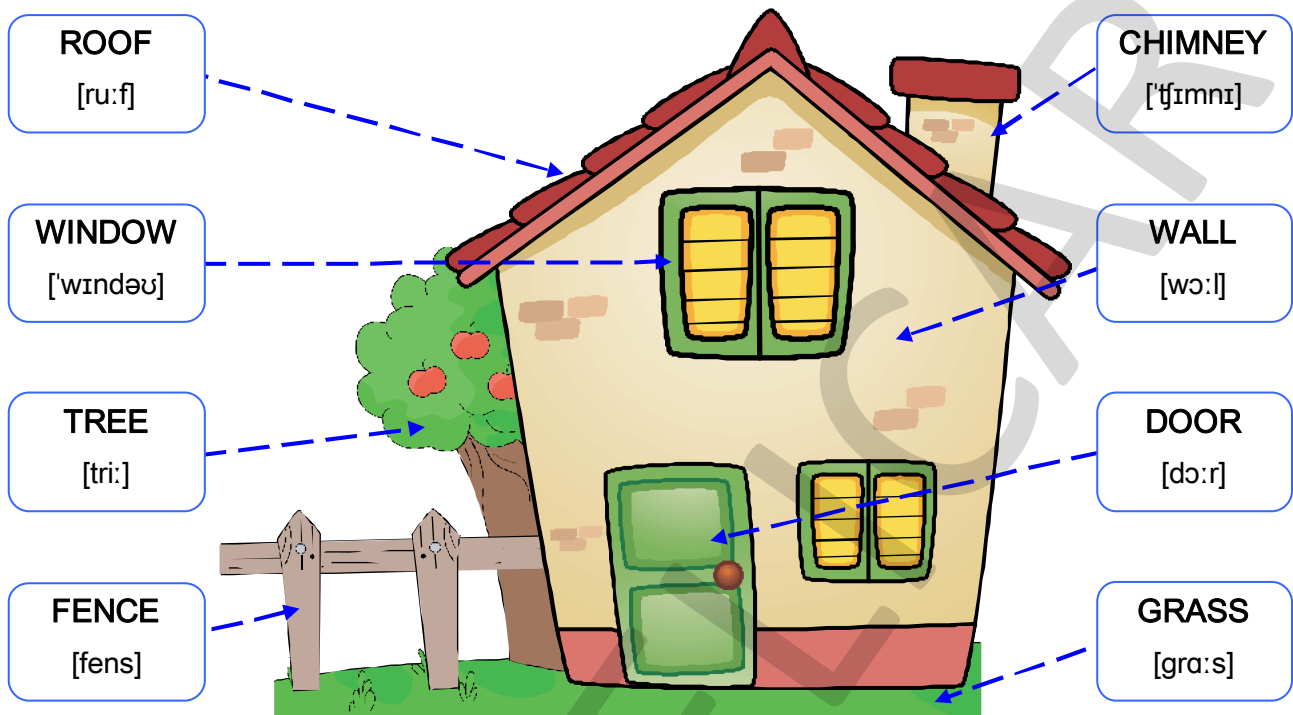
S



# 8

## Outside the House

### EXTERIORUL CASEI

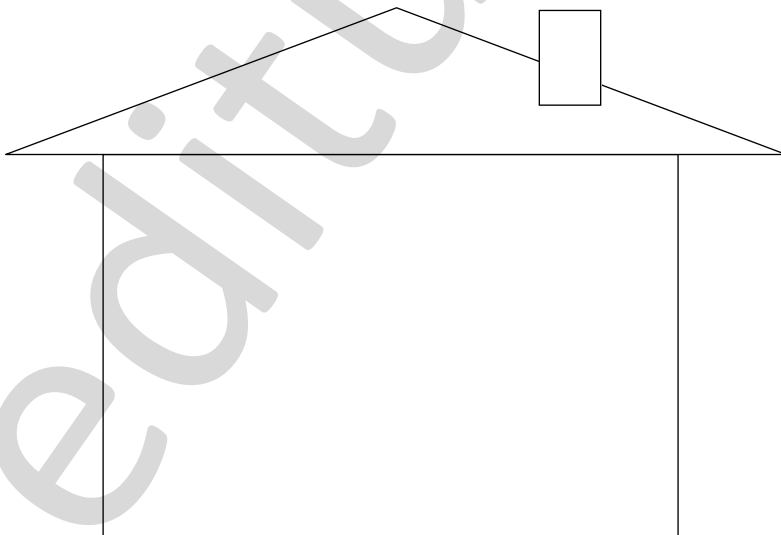


Listen to your teacher, then read! / Ascultă profesorul apoi citește!

- This is a house. The house has a roof. The roof is red. The house has four walls, a door and three windows.
- *In front of* the house there is a garden.
- *Behind* the house there are some trees.

1.

Complete the drawing according to your teacher's instructions. Talk to your deskmate about the drawing. / Completează desenul conform indicațiilor profesorului tău. Discută cu colegul tău de bancă despre desen.




#### INDICATIONS



- The roof is red.
- There are three windows.
- There is a brown door.
- The walls are yellow.
- The chimney is black.

**2. LEARN! / Reține!**



I have.  
You have.  
He has.  
She has.  
It has.

We have.  
You have.  
They have.


**3. Fill in the sentences.**  
*Completează propozițiile.*

- I \_\_\_\_\_ a big house.
- You \_\_\_\_\_ a small house.
- He \_\_\_\_\_ a red pencil.
- She \_\_\_\_\_ a white rubber.
- It \_\_\_\_\_ a green roof.
- We \_\_\_\_\_ a sister.
- You \_\_\_\_\_ a brother.
- They \_\_\_\_\_ two school bags.

**4. Listen to your teacher and tick the correct answer. / Ascultă ce spune profesorul și bifează răspunsul corect.**

Mary has a doll, a teddy bear and a ball.


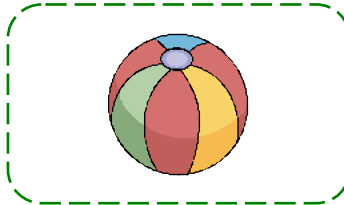

Paul has an airplane, a teddy bear, a ball and a car.



MARY













PAUL